

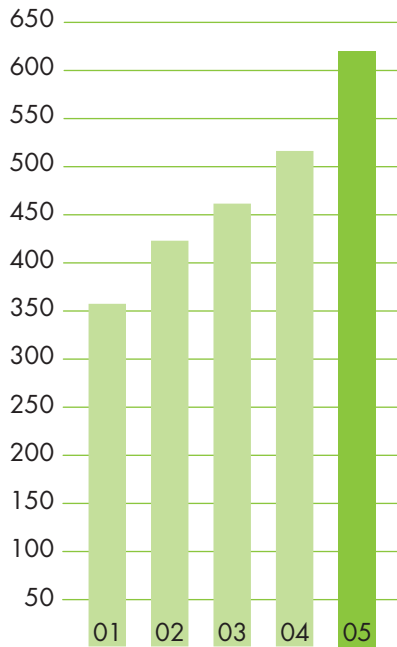
S Financial Summary

In thousands of Canadian dollars,
except per share amounts and ratios

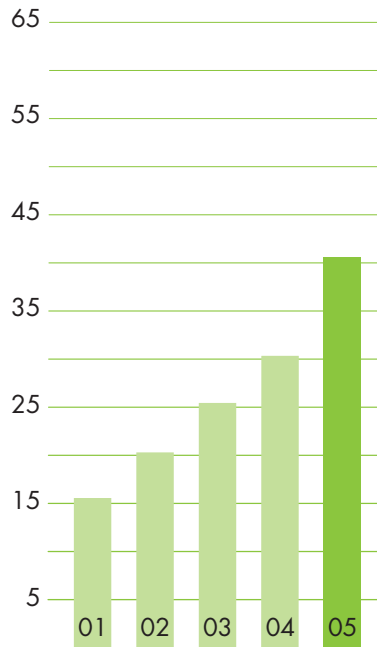
	2005	2004	2003	2002	2001
Gross revenue	\$ 618,020	\$ 520,879	\$ 459,942	\$ 428,456	\$ 356,942
Net revenue	524,552	449,151	391,396	365,148	298,772
Income before taxes	62,500	44,660	39,628	33,095	27,306
Net income	40,622	30,190	25,070	20,192	15,370
Current assets	280,371	208,755	177,629	163,261	121,267
Current liabilities	157,814	126,755	127,047	99,295	88,487
Property and equipment	58,519	48,262	67,670	51,747	41,371
Long-term debt	81,886	21,155	31,159	41,730	15,652
Shareholders' equity	348,053	189,056	160,528	151,426	107,450
Gross revenue backlog	588,000	380,000	310,380	299,801	259,185
Net cash (bank indebtedness) position	28,143	37,890	(9,808)	29,202	(7,145)
Earnings per share – basic	2.04	1.63	1.37	1.12	0.92
Earning per share – diluted	1.98	1.59	1.31	1.07	0.88
Book value per share	15.60	10.02	8.76	8.28	6.38
Current ratio	1.78	1.65	1.40	1.64	1.37
Debt to equity ratio	0.17	(0.02)	0.34	0.22	0.30
Price earnings ratio	19.49	16.25	16.13	14.91	13.99
Weighted average number of shares outstanding	19,920,117	18,499,598	18,329,960	17,987,358	16,742,730
Shares outstanding	22,313,131	18,871,085	18,327,284	18,282,720	16,846,340
Shares traded	8,400,695	5,736,000	5,163,000	4,553,100	8,907,200
High	40.39	29.39	23.48	20.50	14.25
Low	24.50	20.35	14.50	12.88	7.25
Close	39.75	26.48	22.10	16.70	12.88

2005 HIGHLIGHTS

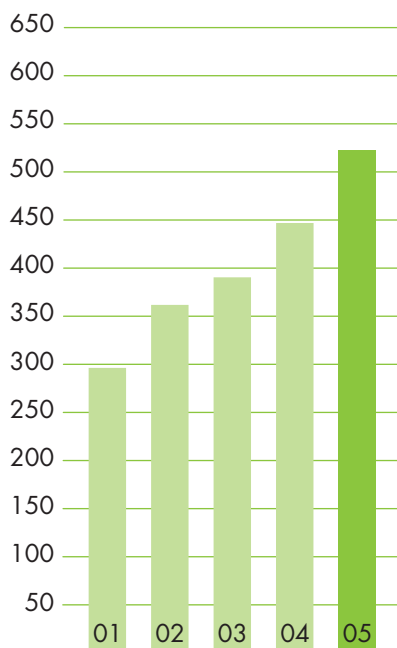
Gross Revenue
millions (C\$)



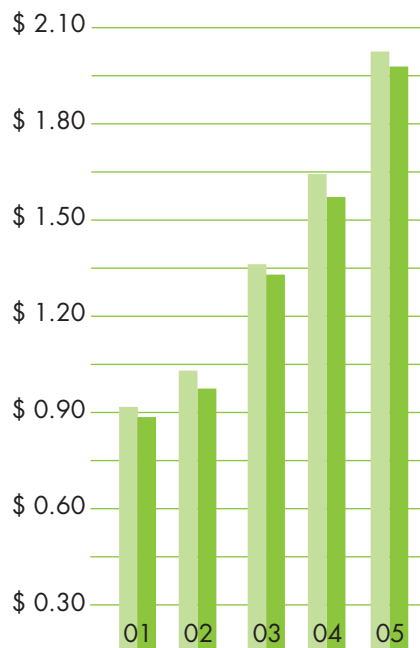
Net Income
millions (C\$)



Net Revenue
millions (C\$)



EPS Basic ■ Diluted ■



- Increased gross revenue 18.6% to \$618.0 million from \$520.9 million in 2004, with net revenue increasing 16.8% to \$524.6 million, net income increasing 34.6% to \$40.6 million, and basic earnings per share increasing 25.2% to \$2.04
- Achieved key growth objectives—the creation of a new region in southern California, providing a platform for growth in the US West; the expansion of our Architecture & Interior Design group, further positioning it as the largest and most geographically diverse architecture and interior design practice in Canada; and the enhancement of our capabilities in sustainable buildings systems design, giving us one of the largest integrated sustainable design teams in North America
- Increased our total staff number to approximately 5,500 through internal hiring as well as the integration of three firms, including our largest acquisition to date
- Added a listing on the New York Stock Exchange to complement our Toronto Stock Exchange listing, executing our first trade in the United States under the symbol SXC