

Stantec Profile

Q2 11

Stantec provides professional consulting services in planning, engineering, architecture, interior design, landscape architecture, surveying, environmental sciences, project management, and project economics for infrastructure and facilities projects.

We support public and private sector clients in a diverse range of markets, at every stage, from initial concept and financial feasibility to project completion and beyond.

Vision

Stantec's vision is to become and remain a top 10 global design firm. This means being recognized for the quality of our work among the top companies, worldwide, in our industry. It also means working on complex projects for long-term clients and being able to attract and retain highly talented and innovative employees.

Global Expertise. Local Strength.

We support the local strength in our regions and practice areas with the global expertise of our entire organization. As we grow and evolve, we become better positioned to apply our Global Expertise. Local Strength. service model to larger projects with national and international clients.

Top-Three Positioning

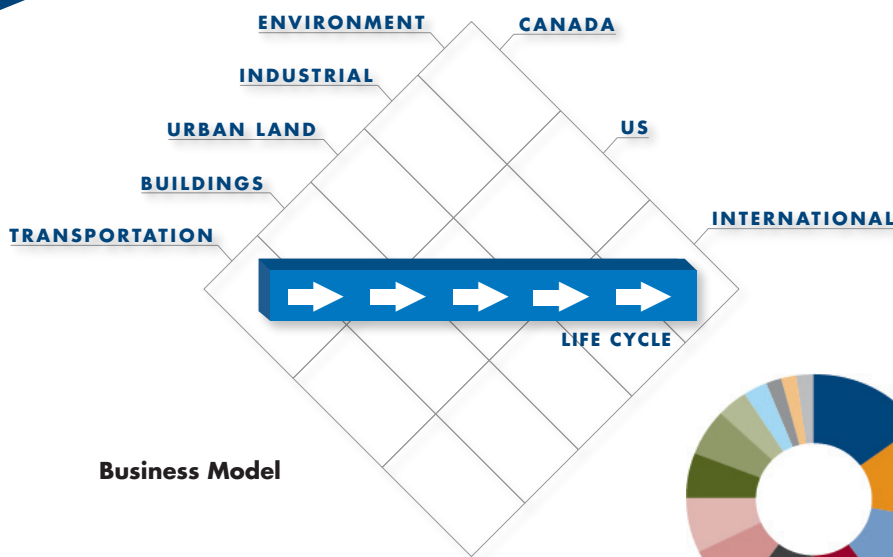
We aim to position our Company among the top three service providers in each of our geographic regions and practice areas. With this level of market presence, we are less likely to be impacted by downturns in regional economies. Top-three positioning also gives us increased opportunities to work on complex projects with long-term clients and to attract and retain talented employees.

Business Model

Our business model is based on providing services across diverse geographic regions, distinct practice areas, and all phases of the infrastructure and facilities project life cycle. This three-dimensional, sustainable approach ensures that we do not have to depend on any single geographic region, practice area, or life cycle phase for our work. Each time we strengthen any of the three dimensions, we increase and diversify our business.

Growth

Growth results from enhancing the depth and breadth of our expertise, adding complementary practice areas, and expanding our geographic locations. Our strategy is to combine internal growth with the acquisition of firms that believe in and want to be part of our vision.



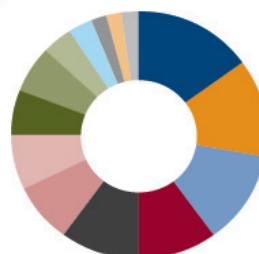
Business Model



Clients

- Private
- Public—Municipal
- Public—State/Prov
- Public—Federal
- Institutional

*Approx. Q2 11 revenue breakdown



Sectors

- Urban Development
- Oil and Gas
- Water
- Power and Energy
- Roadways
- Healthcare
- Commercial
- Mining
- Industrial Buildings and Facilities
- Education/Institutional
- Transit/Rail
- Science and Technology
- Airports and Aviation
- Bridges

*Approx. Q2 11 revenue breakdown

Financial Summary

In thousands of Canadian dollars
 Income statement items—trailing twelve months (TTM)

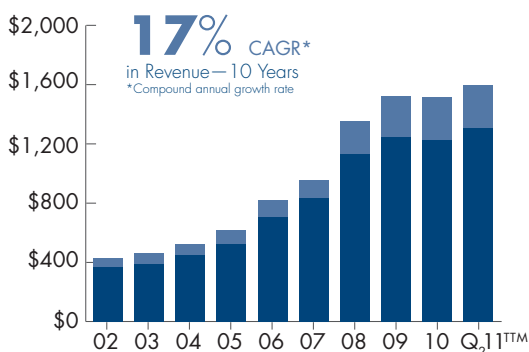
	Q2 11	Q1 11	Q4 10	Q3 10
Gross revenue	1,591,336	1,550,157	1,513,062	1,472,195
Net revenue	1,304,583	1,266,052	1,226,040	1,189,959
EBITDA	193,050	188,654	185,391	186,822
Income before income taxes	137,802	135,800	134,779	136,877
Net income	104,224	102,237	94,741	94,312
Current assets	493,186	463,796	500,944	488,086
Current liabilities	285,731	287,259	323,992	309,461
Property and equipment	107,788	109,042	113,689	110,821
Long-term debt (long-term portion)	275,636	258,931	275,636	245,005
Shareholders' equity	651,719	627,028	615,585	599,269
Backlog	1,130,000	1,123,000	1,043,000	1,008,000

Note: Q2 11 TTM, Q1 11 TTM and Q4 10 TTM are in accordance with IFRS. Q3 10 TTM includes a mix of IFRS and Canadian GAAP values. See the 2010 Financial Review for full disclosures, including an explanation of non-GAAP measures.

Revenue

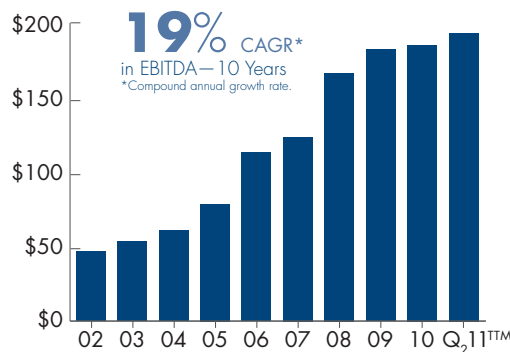
Millions (C\$)

■ Net ■ Gross



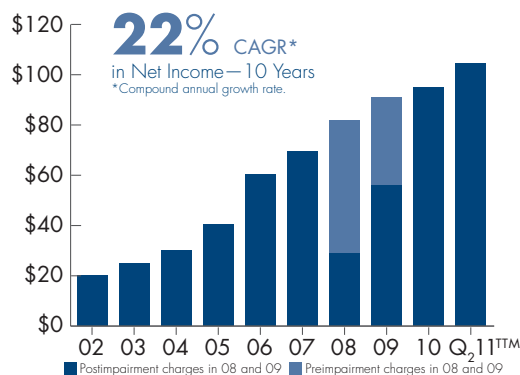
EBITDA

Millions (C\$)



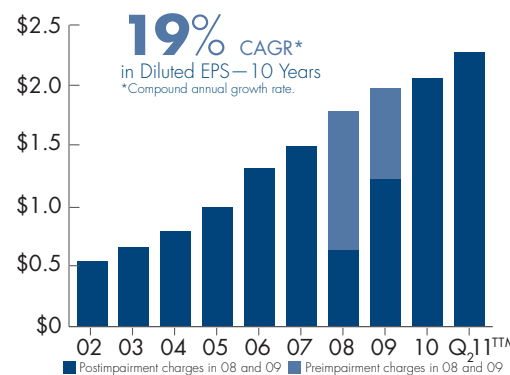
Income—Net

Millions (C\$)



EPS—Diluted

(C\$)



Corporate Officers

Aram H. Keith, Chairman
 Bob Gomes, President & CEO
 Dan Lefavre, Senior VP & CFO
 Paul Alpern, VP & Secretary

Investor Relations

10160 – 112 Street
 Edmonton, AB T5K 2L6
 (780) 969-3349
 investor.relations@stantec.com

Visit the investors section of
 stantec.com for full financial
 reports and disclosures.